


# HOW TO DOWNLOAD THE COLLECTOR APP



## IPHONE



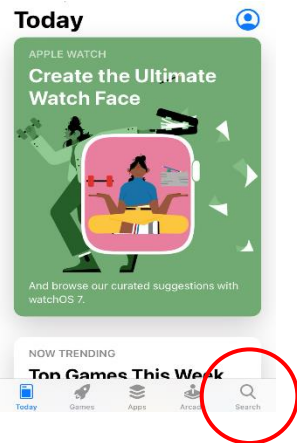
The Collector app will need to be on your phone **BEFORE** going out to pick up traps.

1. On your iPhone, open the **App Store**.

On Android/Samsung devices go to **Play Store**.

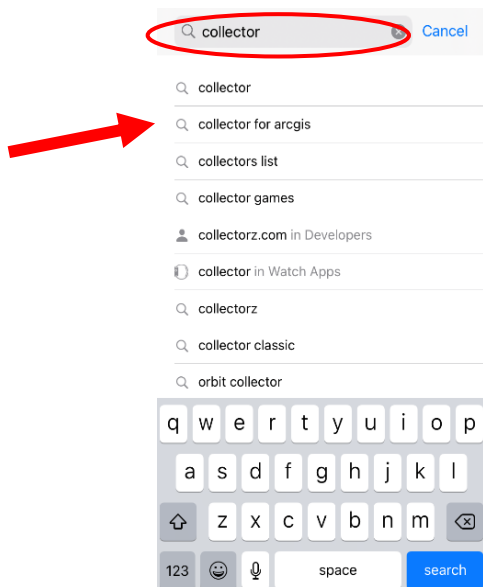


2. In the App Store, select **Search**.

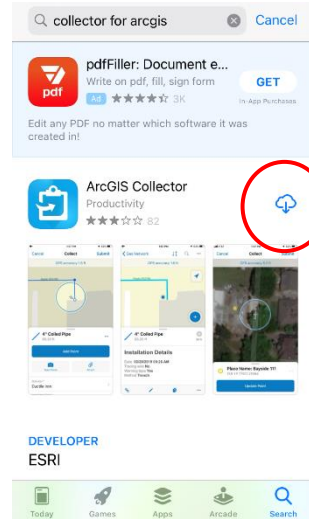


3. Type **collector** in the search field.

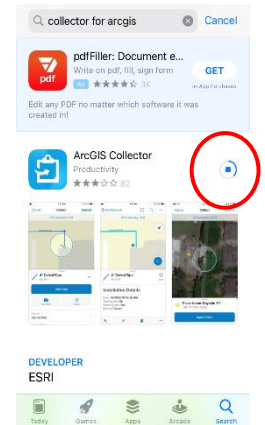
4. Select **collector for arcgis**



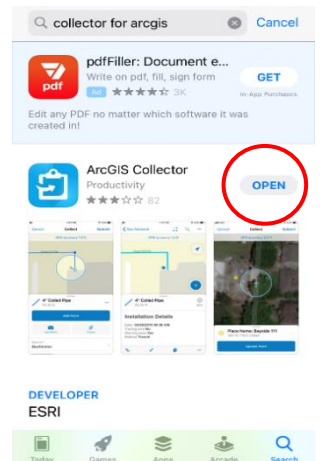
5. Select the cloud symbol to download **ArcGIS Collector**.



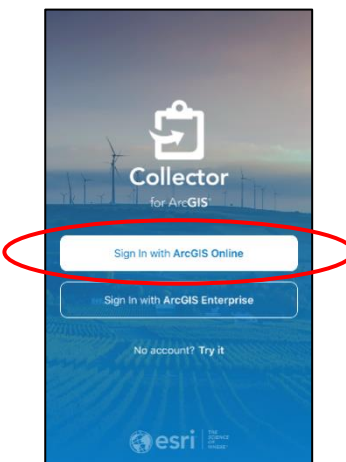
The progress of the download is shown by the blue circle.



6. When the download is complete, select **Open**



7. Select **Sign In with ArcGIS Online** to open the Collector app.



8. Sign in using the Username and Password provided to you.

